

Board of Governors of the Federal Reserve System

International Finance Discussion Papers
Number 938
September 2011

Lack of Commitment and the Level of Debt

Davide Debortoli
Ricardo Nunes

NOTE: International Finance Discussion Papers are preliminary materials circulated to stimulate discussion and critical comment. References in publications to International Finance Discussion Papers (other than an acknowledgement that the writer has had access to unpublished material) should be cleared with the author or authors. Recent IFDPs are available on the Web at www.federalreserve.gov/pubs/ifdp/. This paper can be downloaded without charge from Social Science Research Network electronic library at <http://www.ssrn.com/>.

Lack of Commitment and the Level of Debt*

Davide Debortoli
University of California San Diego

Ricardo Nunes
Federal Reserve Board

First version: September 2007; This version: September 8, 2011

Abstract

The tendency of countries to accumulate public debt has been rationalized in models of political disagreement and lack of commitment. We analyze in a benchmark model how the evolution of public debt is affected by lack of commitment *per se*. While commitment introduces indeterminacy in the level of debt, lack of commitment creates incentives for debt to converge to specific levels. One of the levels that debt often converges to implies no debt accumulation at all. In a simple example we prove analytically that debt converges to zero, and we analyze numerically more complex models. We also show in an imperfect credibility setting that a small deviation from full-commitment is enough to obtain these results.

JEL classification: C61, E61, E62, P16

Keywords: Fiscal Policy, Debt, Imperfect Commitment

*We are thankful to Klaus Adam, Alberto Bisin, Jordi Galí, Juan Hatchondo, Albert Marcet, Michael Reiter, Victor Rios-Rull, Kjetil Storesletten, Fabrizio Zilibotti and seminar participants at the SED (2007, 2011), EEA (2007), Federal Reserve System macro conference (2007), Vigo Macrodynamics Workshop (2007), SAEe (2007), RES (2008), Bank of England, Bank of Italy, Boston Fed, Collegio Carlo Alberto, ECB, Federal Reserve Board, LSE, Maryland, Minneapolis Fed, Norges Bank, New York Fed, Pompeu Fabra, Toulouse, UCSD, UCLA, and West Virginia for many helpful comments. We gratefully acknowledge financial support from CREA and IAE-CSIC (Debortoli) and Fundação para a Ciência e Tecnologia (Nunes). Any remaining errors are our own. The views expressed in the paper are those of the authors and do not necessarily reflect those of the Board of Governors or the Federal Reserve System. Contacts: ddebortoli@ucsd.edu, ricardo.p.nunes@frb.gov

1 Introduction

The recent accumulation of debt in most countries and the debt crises in Europe and in the U.S. have highlighted the importance of understanding why governments accumulate debt. The focus of our analysis is on economies where debt is used to smooth over time the deadweight losses associated with distortionary taxation, following Barro (1979) and Lucas and Stokey (1983). These theories can account for several aspects of the debt evolution in many countries. However, these models do not provide an explanation of why public debt is a sizable fraction of GDP in many developed countries.¹

In a world where markets are complete and fiscal policy is chosen optimally by a benevolent government with full-commitment – as in Lucas and Stokey (1983) – the long-run level of debt depends on initial conditions. Countries starting with high debt will have high debt forever, and countries with low debt will have low debt forever. Since initial conditions are exogenous to the model and empirically difficult to determine, such a theory cannot explain what induces countries to accumulate debt. If markets are incomplete – as in Aiyagari, Marcet, Sargent, and Seppala (2002) – matters are even worse since the government accumulates assets.

One possibility to rationalize debt accumulation is to depart from the idealized benevolent planner environment. Some studies in the political economy literature, following Alesina and Tabellini (1990) and Persson and Svensson (1989), have shown that disagreement among different policymakers leads to an inefficiently high level of debt. Political disagreement constitutes a natural limitation to the governments' ability to commit. For this reason, lack of commitment is a concurrent assumption of many political economy models.²

The purpose of this paper is to analyze the role of commitment *per se*, which has not been fully examined in the political economy literature.³ Our analysis builds

¹The appendix shows that even before the Great Recession the vast majority of OECD countries were characterized by positive and non-negligible debt over GDP ratios.

²In the political economy literature, the no-commitment assumption rules out intricate game-theoretical dynamics between different governments.

³For instance, Alesina and Tabellini (1990) assumed an initial zero debt position where the time-inconsistency disappears. Other works assumed quasi-linear utility in consumption, which

on the Lucas and Stokey (1983) model with endogenous public expenditure, which constitutes the building block of many works in the macro and political economy literature. The role of commitment is related to the time-inconsistency problem in optimal policy choices, as illustrated by Kydland and Prescott (1977) and Barro and Gordon (1983). If a government with full-commitment were allowed to revise its plans, it would run a deficit and accumulate debt. It would then be natural to conjecture that lack of commitment *per se* leads to debt accumulation.

We explore this conjecture and find that it does not necessarily hold. When governments cannot commit, debt converges to specific steady-state levels that are no longer indeterminate.⁴ And, more interestingly, the economy often converges to a steady-state with no debt accumulation at all. In a simple example, we prove analytically that debt converges to zero. We then analyze numerically a more general case and find that such result still holds for quite standard calibrations and initial debt holdings. This result clarifies that lack of commitment *per se* does not necessarily lead to positive debt levels.

Because of the striking difference in the behavior of debt between the full-commitment and the no-commitment cases, we check how debt evolves under intermediate commitment settings. We study the behavior of debt in a framework where the planner has access to a commitment technology, but under some circumstances she may renege on her past promises with a given and fixed probability. We find that a small deviation from full-commitment – in the context of the model a negligible probability of reneging on previous commitments – recovers the properties of the no-commitment solution. This result suggests that departing from the full-commitment assumption is enough to obtain a determinate steady-state, but cannot help explaining why the level of debt is a sizeable fraction of GDP.

There are other factors affecting debt accumulation. The presence of a wider array of tax instruments, the possibility to default on debt, idiosyncratic uncertainty, other assets, and social redistribution are some examples. We abstract from a multiplicity of such factors in our model, which should not be interpreted as us

leads to an exogenous interest rate and no time-inconsistency.

⁴We assume that there is still commitment to honor debt payments. Niepelt (2006) discusses this issue in more detail.

passing judgement that those are not important. Instead, we aim at characterizing some key effects in a simple and standard framework. We comment briefly on the literature below.

In a related work Krusell, Martin, and Rios-Rull (2006) analyze the no-commitment solution when government expenditure is exogenous and find a multiplicity of steady-states that are similar to those under full-commitment. In our model, government expenditure is endogenous as this is a crucial feature of models with political interactions.⁵ Ortigueira and Pereira (2008) examine debt dynamics with no-commitment in an economy with capital accumulation, but with exogenous labor and where the tax rate is equal for all sources of income. The authors find that one of the equilibria is associated with issuance of public debt. These papers are complementary to ours as they shed light on different mechanisms influencing the level of debt.

Some recent works have studied the role of commitment in dynamic political economy frameworks. Song, Storesletten, and Zilibotti (2006) consider an overlapping generation model with inter-generational political conflicts over public goods, where the commitment problem arises because of the endogenous voting behavior. Yared (2010) examines the optimal management of taxes and debt in an environment with self-interested politicians and citizens. The author focuses on sustainable equilibria where politicians can choose extractive policies and citizens can throw politicians out of power. In our work, the commitment problem arises because of the endogenous determination of interest rates. It is not our claim that considering endogenous interest rates changes the results in the political economy literature. Instead, we aim at clarifying the role of lack of commitment *per se* in the determination of long-run debt.

The effects of lack of commitment have been widely analyzed in monetary economies (e.g. Ellison and Rankin (2007), Diaz-Gimenez, Giovannetti, Marimon, and Teles (2008), and Martin (2009)). They find that, depending on the degree of substitutability of cash-goods, the steady-state level of debt can be positive, negative or zero. We believe that focusing on a real economy is a reasonable assumption. The debt accumulation and the provision of the public good are made by the fiscal au-

⁵In section 4 we extensively discuss the differences between the two cases.

thority. Further, in most countries central banks are independent and committed to price stability. Our result that debt converges to zero is neither due to the real erosion of nominal bonds nor to the presence of a cash-in-advance constraint.⁶

Finally, Lucas and Stokey (1983) and Persson, Persson, and Svensson (2006) show that a carefully chosen maturity of nominal and indexed debt for each contingent state of nature and at each maturity can solve the time-consistency problem. As in many papers in the literature, we do not consider this possibility. This is for three reasons. First, the necessary structure of debt to implement such a policy is not observed in reality. Second, as shown in Faraglia, Marcet, and Scott (2010), strategies of that kind are intricate to implement and very sensitive to specific modeling assumptions. Finally and more importantly, this paper will consider a model with an endogenous public good. Rogers (1989) showed that in such case debt restructuring cannot enforce the commitment solution.

The paper is organized as follows: section 2 introduces the model. Section 3 examines the no-commitment solution and illustrates some analytical results. Section 4 considers numerical solutions in an extended model. We examine an imperfect credibility setting in section 5. Section 6 concludes.

2 The model

We consider an economy where labor is the only factor of production, technology is linear, and there is no uncertainty.⁷ Output can be used either for private consumption (c_t) or for public consumption (g_t). The economy's aggregate budget constraint is

$$c_t + g_t = 1 - x_t, \tag{1}$$

where x_t denotes leisure.

The public good is endogenously supplied by a benevolent government, and financed through a proportional labor income tax (τ_t) and by issuing a one-period

⁶Ellison and Rankin (2007) and Diaz-Gimenez, Giovannetti, Marimon, and Teles (2008) also examine indexed debt in a framework similar to Nicolini (1998).

⁷We assume no uncertainty for simplicity. Our considerations are still valid with exogenous shocks and complete financial markets.

discount bond (b_t^G) with price p_t . At any point in time, the government budget constraint is

$$g_t + b_{t-1}^G = \tau_t(1 - x_t) + p_t b_t^G. \quad (2)$$

In a competitive equilibrium, given prices and government policies, the representative household chooses consumption, savings and leisure by solving the following problem

$$\max_{\{c_t, x_t, b_t\}_{t=0}^{\infty}} \sum_{t=0}^{\infty} \beta^t u(c_t, x_t, g_t) \quad (3)$$

$$s.t. \quad c_t + p_t b_t = (1 - x_t)(1 - \tau_t) + b_{t-1}, \quad \forall t = 0, 1, 2, \dots \quad (4)$$

where the term b_t denotes private bond holdings. The utility function $u(\cdot)$ is assumed to be separable in its three arguments, twice continuously differentiable, and with partial derivatives $u_c > 0$, $u_{cc} < 0$, $u_x > 0$, $u_{xx} \leq 0$, $u_g > 0$, and $u_{gg} \leq 0$.⁸

The competitive equilibrium is characterized by equations (2), (4), bond market clearing ($b_t = b_t^G$), the optimality conditions in the labor and bond markets

$$\frac{u_{x,t}}{u_{c,t}} = (1 - \tau_t) \quad (5)$$

$$p_t = \beta \frac{u_{c,t+1}}{u_{c,t}}, \quad (6)$$

and the transversality condition $\lim_{T \rightarrow \infty} \beta^T u_{c,T} b_T = 0$.

2.1 Debt policies under full-commitment

As a benchmark for our analysis and following Lucas and Stokey (1983), we characterize the government solution under full-commitment. For a given initial level of debt (b_{-1}), the benevolent government maximizes equation (3), subject to the aggregate feasibility constraint (1) and the implementability constraint⁹

$$c_t u_{c,t} + \beta u_{c,t+1} b_t = (1 - x_t) u_{x,t} + b_{t-1} u_{c,t}, \quad \forall t = 0, 1, 2, \dots \quad (7)$$

⁸The assumption of a separable utility function is standard in models with political disagreement, such that the provisions of public good does not affect private decisions. Relaxing this assumption does not affect the possible classes of steady-states under either full-commitment or no-commitment. The detailed derivations are shown in Appendix B.

⁹The implementability constraint is obtained by using eqs. (5)-(6) and bond market clearing to substitute for taxes, bond prices, and government debt into eq. (4).

Taking derivatives to the associated Lagrangean problem, the optimality conditions are

$$u_{x,t}(1 + \gamma_t) - \gamma_t u_{xx,t}(1 - x_t) = u_{g,t} \quad (8)$$

$$u_{c,t}(1 + \gamma_t) + \gamma_t u_{cc,t}c_t - (\gamma_t - \gamma_{t-1})u_{cc,t}b_{t-1} = u_{g,t} \quad (9)$$

$$\gamma_{t+1} = \gamma_t, \quad \gamma_{-1} = 0 \quad (10)$$

where $\gamma_t \geq 0$ denotes the Lagrange multipliers attached to the constraint (7) and, as implied by eq. (10), must be constant for all $t \geq 0$.¹⁰

As shown in Lucas and Stokey (1983), in this class of models the steady-state level of debt is not determined. This feature can be easily seen in this economy without uncertainty. Given that γ must be constant, all the remaining conditions are identical for any $t \geq 1$, and thus the values of c, g, x and b must also be constant from $t = 1$ onwards. Clearly, the steady-state allocations depend on γ . Equation (9) evaluated at $t = 0$ shows that γ depends on the initial level of debt b_{-1} . As a result, the steady-state level of debt is not unique and depends on initial conditions.

The time-inconsistency problem arises from the incentive to manipulate the bond price given by eq. (6). In a generic period $t \geq 1$ current consumption influences both p_t and p_{t-1} . As a consequence, if the government uses taxes and public expenditure to increase the price of the bond p_t , other things equal, p_{t-1} decreases. Instead at $t = 0$ consumers' savings and previous prices (p_{-1}) are given. Therefore, if the government inherits a positive level of debt, it can benefit from an increase in the price of the bond (p_0) without incurring any additional cost. A suitable public policy that increases initial consumption (c_0), thus fostering the demand for saving, allows the government to sell its bonds at a more convenient price.

¹⁰See e.g. Ljungqvist and Sargent (2004), pp. 516-517 for a formal proof that $\gamma_t \geq 0$. In particular, $\gamma < 0$ is only possible if the government holds an asset position larger than the one required to implement the first-best solution. The government could then use positive lump-sum transfers to return this excess wealth and implement the first-best allocation ($\gamma = 0$).

3 Debt policies under No-Commitment

In the no-commitment solution, we keep the assumption that the planner can credibly commit to repay her loans. Due to the reasons explained in the introduction, we are not considering the possibility of enforcing the time-inconsistent solution through the debt maturity structure. We also assume that reputation mechanisms are not operative, and focus only on Markov-Perfect equilibria as defined for instance in Krusell, Quadrini, and Rios-Rull (1997), and Hassler, Mora, Storesletten, and Zilibotti (2003).¹¹ We assume that the planner moves first in each period and her maximization problem is accordingly defined as:¹²

$$V(b_{t-1}) = \max_{\{c_t, x_t, g_t, b_t\}} u(c_t, x_t, g_t) + \beta V(b_t) \quad (11)$$

$$\begin{aligned} s.t. \quad & c_t u_{c,t} + \beta u_{c,t+1} (\mathcal{C}(b_t)) b_t = (1 - x_t) u_{x,t} + b_{t-1} u_{c,t} \\ & 1 - x_t = c_t + g_t. \end{aligned} \quad (12)$$

The function $\mathcal{C}(b_t)$ in constraint (12) determines the quantity of consumption expected for period $t+1$ as a function of the debt level outstanding at the beginning of next period (b_t). Since the current planner cannot make credible commitments about her future actions, the future stream of consumption is not under her direct control. By taking as given the policy $\mathcal{C}(b_t)$, the current planner can only influence future consumption through her current debt policy. Being the function $\mathcal{C}(b_t)$ unknown, the solution of the problem relies on solving a fixed point problem in $\mathcal{C}(b_t)$. In what follows, we look at equilibria where the function $\mathcal{C}(\cdot)$ is differentiable.¹³

More formally, a differentiable Markov-Perfect equilibrium consists of a set of policy functions $\mathcal{C}(\cdot)$, $\mathcal{X}(\cdot)$, $\mathcal{G}(\cdot)$, and $\mathcal{B}(\cdot)$, such that (i) the function $\mathcal{C}(\cdot)$ is differentiable and (ii) given $\mathcal{C}(\cdot)$ and for any b_{t-1} , the allocation $\{c_t = \mathcal{C}(b_{t-1}), x_t = \mathcal{X}(b_{t-1}),$

¹¹Dominguez (2007) and Reis (2008) provide an interesting analysis of debt policies with trigger strategies.

¹²Ortigueira (2006) analyzes different assumptions regarding the government's intra-period commitment.

¹³We are assuming differentiability of the function $\mathcal{C}(b_t)$. We do not have a formal proof about the existence (or uniqueness) of this solution for a general utility function. However, existence can be shown in the particular example of the next section and in our numerical exercises we do find a continuous and differentiable solution.

$g_t = \mathcal{G}(b_{t-1})$, $b_t = \mathcal{B}(\cdot)$ is feasible and solve the planner's problem, i.e. satisfy the system of equations (1), (8), (12), and

$$u_{c,t}(1 + \gamma_t) + \gamma_t u_{cc,t}(c_t - b_{t-1}) = u_{g,t} \quad (13)$$

$$\gamma_{t+1} = \gamma_t \left(1 + \frac{u_{cc,t+1}}{u_{c,t+1}} \mathcal{C}_{b,t+1} b_t \right), \quad (14)$$

where $\mathcal{C}_{b,t+1} \equiv \frac{\partial \mathcal{C}(b_t)}{\partial b_t}$.

The generalized Euler equation (14) is a crucial element determining the debt steady-state. The term $\frac{u_{cc,t+1}}{u_{c,t+1}} \mathcal{C}_{b,t+1} b_t$ – measuring how the debt level affects next period bond prices – constitutes the only difference with respect to the corresponding full-commitment equation (10). Without this term, the equation simplifies to $\gamma_t = \gamma_{t+1}$ and would always be satisfied in steady-state regardless of the level of debt, which would remain indeterminate. Instead, for equation (14) to be satisfied in a steady-state with no-commitment, it must be that

$$\gamma \mathcal{C}_b b = 0, \quad (15)$$

which indicates the presence of three possible types of steady-state.¹⁴ In the first steady-state, the planner holds enough assets to implement the first-best solution ($\gamma = 0$). In the second steady-state, there are also no incentives to manipulate the bond price because debt is zero. The third type of steady-state corresponds to $\mathcal{C}_b = 0$, where a marginal change in the debt level does not induce any change in private consumption and therefore the price of debt also remains unchanged. More generally, as discussed below, both the steady-state properties and the transition dynamics crucially depend on the derivative \mathcal{C}_b .

3.1 An example with an analytical solution

We first consider a particular utility function that allows for an analytical solution. Some recent works have considered linear utility in consumption (e.g. Battaglini

¹⁴The result that γ must be constant in a steady-state with constant c , g and b follows from eq. (13).

and Coate (2008), Yared (2010)), where bond prices are therefore constant. To preserve the time-inconsistency nature of our problem we instead maintain strict concavity in consumption, but assume linearity in leisure and government expenditure. In particular, we specify the utility function

$$u(c_t, x_t, g_t) = \phi_c \frac{c_t^{1-\sigma}}{1-\sigma} + x_t + \phi_g g_t \quad (16)$$

and impose the non-negativity constraints $x \geq 0, g \geq 0$. In addition, in order to preserve the main features of optimal taxation problems, we need to impose some parameter restrictions. First, it must be that $\phi_g > 1$. Otherwise, the planner would never provide the public good and there would be no scope for raising taxes or issuing debt. We also impose the restrictions $0 < \sigma < \frac{\phi_g}{\phi_g - 1}$ and $\phi_c < \left(1 - \sigma \frac{\phi_g - 1}{\phi_g}\right)^{\sigma-1}$. As explained in Appendix C, these conditions are required to guarantee that the solution is interior, and that a differentiable time-consistent equilibrium exists for $b_{-1} \in (\underline{b}, \bar{b})$, with $\underline{b} < 0 < \bar{b}$.¹⁵

In this case, equations (8) and (12)-(14) specialize to

$$\phi_c c_t^{-\sigma} (c_t - b_{t-1}) = 1 - x_t - \beta \phi_c c_{t+1}^{-\sigma} b_t \quad (17)$$

$$\phi_c c_t^{-\sigma} (c_t - b_{t-1}) = \frac{\phi_g}{\sigma(\phi_g - 1)} c_t (\phi_c c_t^{-\sigma} - 1) \quad (18)$$

$$(\phi_g - 1) \mathcal{C}_{b,t+1} b_t = 0, \quad (19)$$

where we used the equality $\gamma_t = \phi_g - 1$ as implied by eq. (8).¹⁶

Equation (19) is analogous to the steady-state condition (15). An important difference is that such an equation must hold in every period t and not only in steady-state. Therefore, the solution must either imply $b_t = 0$ or $\mathcal{C}_{b,t+1} = 0$, for all $t \geq 0$. The function $\mathcal{C}(\cdot)$ is implicitly defined by equation (18), which totally differentiating w.r.t. b and rearranging gives

$$\mathcal{C}_{b,t} \left[(\phi_g - 1) \frac{b_{t-1}}{c_t} + \frac{\phi_g}{\phi_c} c_t^\sigma \right] = \phi_g - 1. \quad (20)$$

¹⁵The domain (\underline{b}, \bar{b}) encompasses all the cases where public expenditure is provided and taxes are distortionary. For our purposes, focusing our attention to this domain is, therefore, not restrictive.

¹⁶The equality $\gamma_t = \phi_g - 1$ indicates that if $\phi_g \leq 1$ an interior solution must be one where the first-best allocation is implemented ($\gamma = 0$), or taxes are negative.

This equation clearly shows that as long $\phi_g > 1$ – a necessary condition to preserve the time-inconsistency feature – it must be that $\mathcal{C}_{b,t} \neq 0$.

From equation (20) we can also determine that $\mathcal{C}_{b,t} > 0$. The inequality follows immediately for $b > 0$. Also, by continuity and noticing that $\mathcal{C}_{b,t} \neq 0$, the inequality must also hold for $b < 0$.¹⁷ From equation (19) it then follows that $b_t = 0 \forall t \geq 0$ is the only interior time-consistent equilibrium.

Comparison with full-commitment

The full-commitment solution preserves the general features discussed in Section 2.1, namely the steady-state level of debt is not determined. The main difference is that a given initial debt position b_{-1} can be associated with multiple levels of steady-state debt.¹⁸ All the equilibria feature the same level of consumption but differ in the composition of leisure, public expenditure, and debt.

The commitment assumption is crucial for the indeterminacy of the steady-state debt level. A planner with full-commitment can sustain different debt levels by committing to different spending plans without altering consumption (only leisure adjusts to ensure feasibility). Since consumption does not change, neither do bond prices. Because of the quasi-linear preferences, life-time utility remains unchanged as well.

We have provided a simple example where we could show analytically that debt needs to converge to zero in a time-consistent but not in a time-inconsistent equilibrium. The planner with full-commitment can commit to future allocations regardless of the steady-state level of debt. However, without commitment debt distorts the optimal decisions of the planner and must be reduced to zero. In addition to other incentives regarding debt management, lack of commitment creates an incentive to alleviate the time-inconsistency and reach a steady-state where the incentive to

¹⁷In principle, the policy function is not differentiable at a point where the term in parenthesis in eq. (20) equals zero. Since this must occur when $b < 0$, without loss of generality it is always possible to choose $\underline{b} < 0$ to preserve differentiability. The remaining policy functions are fully characterized in Appendix C.

¹⁸This multiplicity is different from the general case considered in Section 2.1, where there is a one-to-one correspondence between initial conditions and steady-states. The detailed derivations for this particular case are contained in Appendix C.5.

manipulate the interest rate disappears.

4 Generalizing the model

We now look at numerical solutions for a more general utility function that is not linear in any argument and is given by

$$u(c, x, g) = (1 - \phi_g) \left[\phi_c \frac{c^{1-\sigma_c} - 1}{1 - \sigma_c} + (1 - \phi_c) \frac{x^{1-\sigma_x} - 1}{1 - \sigma_x} \right] + \phi_g \frac{g^{1-\sigma_g} - 1}{1 - \sigma_g}, \quad (21)$$

where ϕ_c and ϕ_g denote the preference weights on private and public consumption.

We use a standard calibration for an annualized model that matches some key statistics and long-run ratios. Table 1 summarizes the parameter values. The implied long-run values are $g/c = .3$, income taxes $\tau = .3$, the fraction of time devoted to leisure $x = .7$, and an annual real interest rate of about 4%. These values change only minimally under different commitment scenarios. The numerical algorithm is described in Appendix D.

Table 1: Parameter values

Parameter	Value	Description
β	.96	Discount factor
ϕ_c	.3	Weight of consumption (priv. + publ.) vs. leisure
ϕ_g	.1	Weight of public vs. private consumption
σ_x	1	Elasticity of leisure
σ_c	1	Elasticity of private consumption
σ_g	1	Elasticity of public consumption

The transition dynamics shown in Figure 1 resemble the pattern discussed in the analytical example. Debt is reduced over time and approaches zero in the no-commitment solution. The debt reduction is accompanied with a decreasing pattern of private consumption and an increasing interest rate. This pattern is achieved by lowering taxation and increasing public consumption over time. Such policies allow not only to influence favorably the bond price, but also to decrease debt. As the level of debt and interest payments are reduced, public expenditure is raised and

taxes are reduced. The increase in public expenditure is matched with a reduction in private consumption and an increase in hours worked.¹⁹

Finally, even though the interest rate does not display large movements, one should not conclude that the government does not face a severe time-inconsistency problem related specifically to the interest rate. In fact, lack of commitment is present in the model and has dramatic effects on the debt level.

4.1 Discussion of results

In this economy and in agreement with section 3.1, we recovered the result that debt converges to zero. Several arguments and results regarding debt convergence are worth discussing.

Debt movements under full-commitment

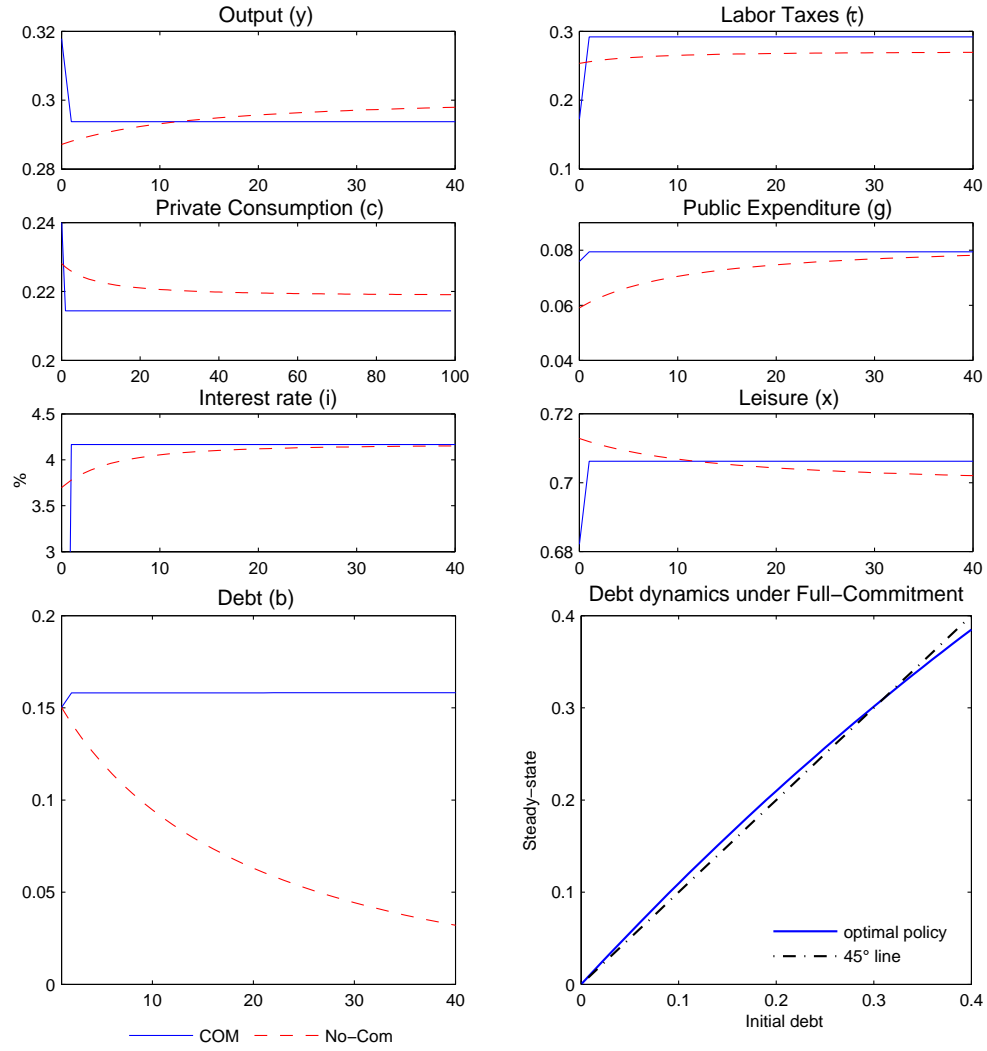
A common intuition is that a government with full-commitment has a temptation to deviate and increase the debt level. Our result that under no-commitment debt converges to zero may therefore look surprising and unexpected. To gain a better understanding of the debt dynamics under full-commitment, the bottom-left panel of Figure 1 plots steady-state debt as a function of initial conditions b_{-1} .

The behavior of debt is determined by equation (2). On the one hand, the tax cut necessary to foster initial consumption (and influence favorably the bond price) implies a reduction in tax revenues. On the other hand, the resulting lower interest rate allows the government to sell bonds at a higher price. The panel plots the level of debt chosen in the first period (the steady-state level of debt), as a function of b_{-1} . For low levels of b_{-1} , the government accumulates debt. Conversely, if the initial level of debt is large enough, the increase in bond prices applies to a larger base. As a consequence, the tax cut can be self-financed and decrease debt.

These results clarify that in the initial period, when past promises are not binding, debt does not necessarily increase. Therefore, the full-commitment model does not suggest, intuitively or otherwise, that debt should increase in the absence of commitment.

¹⁹Also notice that the natural debt limit cannot be a steady-state. The natural debt limit implies $g = 0$ where the model is not well defined.

Figure 1: Commitment vs. no-commitment: time pattern of allocations



Note: The figure plots the equilibrium allocations over time, for an initial condition of $b = .15$ (about 50% of GDP). The bottom-left figure plots the steady-state level of debt under full-commitment as a function of the initial debt.

Convergence properties and the derivative \mathcal{C}_b

In contrast to our analytical example, a steady-state with $\mathcal{C}_b = 0$ cannot be ruled out. Nevertheless, it is possible to describe how the convergence to the steady-state with $b = 0$ crucially depends on the sign of the derivative \mathcal{C}_b . This can be understood by examining equation (14). In particular – and as opposed to the full-commitment case where the Lagrange multiplier γ_t is constant – such an equation indicates that γ must follow an autoregressive process with a time varying coefficient $\left(1 + \frac{u_{cc,t+1}}{u_{c,t+1}}\mathcal{C}_{b,t+1}b_t\right)$.

Consider for simplicity an economy starting with debt $b_t > 0$. Because the term $\frac{u_{cc,t+1}}{u_{c,t+1}} < 0$, the multiplier γ_t decreases over time if and only if consumption is an increasing function of debt ($\mathcal{C}_b > 0$). A decreasing γ_t means that the constraint (12) becomes less binding and the time-inconsistency problem becomes less severe. Both of these effects should be associated with a reduction in the level of debt. In other words, these considerations show that as debt converges to zero the Lagrange multiplier should decrease and $\mathcal{C}_b > 0$, at least in a neighborhood of $b = 0$.

The economic intuition for the positive derivative of consumption follows from the transition dynamics shown in Figure 1. Whenever a government inherits a positive amount of debt, it has the incentive to use the instruments at its disposal to reduce the interest rate payments. To do so, the demand for savings should increase, which will happen if current consumption increases more than future consumption. If $\mathcal{C}_b > 0$, the current government needs to leave a lower debt to its successor. If it does not do so, the successor will raise consumption even more, and the anticipated positive consumption growth would harm the current bond price. It follows that debt is reduced until a level of zero debt is reached.²⁰

The role of endogenous expenditure

We have considered a model with endogenous government expenditure because such a feature often serves as a base for political economy models featuring disagreement on the public expenditure level or composition. Such an assumption is also realistic as governments can ultimately decide to increase or decrease their

²⁰With a symmetric argument, if the government starts with assets, but to the right of the point where $\mathcal{C}_b = 0$, asset holdings will be reduced until the zero debt level is reached.

expenditures. In what follows, we show that such an assumption is not innocuous.

A marginal increase in debt causes an increase in distortionary taxes and an increase in leisure ($\mathcal{X}_b > 0$).²¹ In addition, the government changes the supply of public expenditure. The composite effect on private consumption can be understood by examining the aggregate resource constraint. Differentiating equation (1) with respect to debt (b) yields

$$\mathcal{C}_b + \mathcal{G}_b = -\mathcal{X}_b. \quad (22)$$

In a model where public expenditure is exogenous, as in Krusell, Martin, and Rios-Rull (2006), it must be that $\mathcal{G}_b = 0$ and therefore $\mathcal{C}_b = -\mathcal{X}_b < 0$. Instead, when public expenditure is endogenous it is possible to obtain $\mathcal{C}_b > 0$. Given our previous considerations, a positive derivative of consumption implies that the economy can converge to a steady-state with zero debt.²² As discussed before, it is also possible that the economy converges to a steady-state with $\mathcal{G}_b = -\mathcal{X}_b$ and $\mathcal{C}_b = 0$. We have found calibrations where debt converges to such a steady-state, and discuss these in the next section.

4.2 Robustness checks

As discussed above, the convergence properties of our model crucially depend on the response of public expenditure to changes in debt. We solve the model for different values of the curvature parameter σ_g . Typical estimates for this parameter are about 1.1 for the U.S. (Amano and Wirjanto (1997)) and do not exceed .8 in panel studies for the OECD countries (Nieh and Ho (2006)). Also, in theoretical models with political disagreement the parameter σ_g is typically set below unity.²³ To be conservative, we let the parameter σ_g to vary in between .5 and 2.

We also explore the properties of our model for economies where the ratio between public and private consumption (g/c) ranges from .25 to .45. This interval

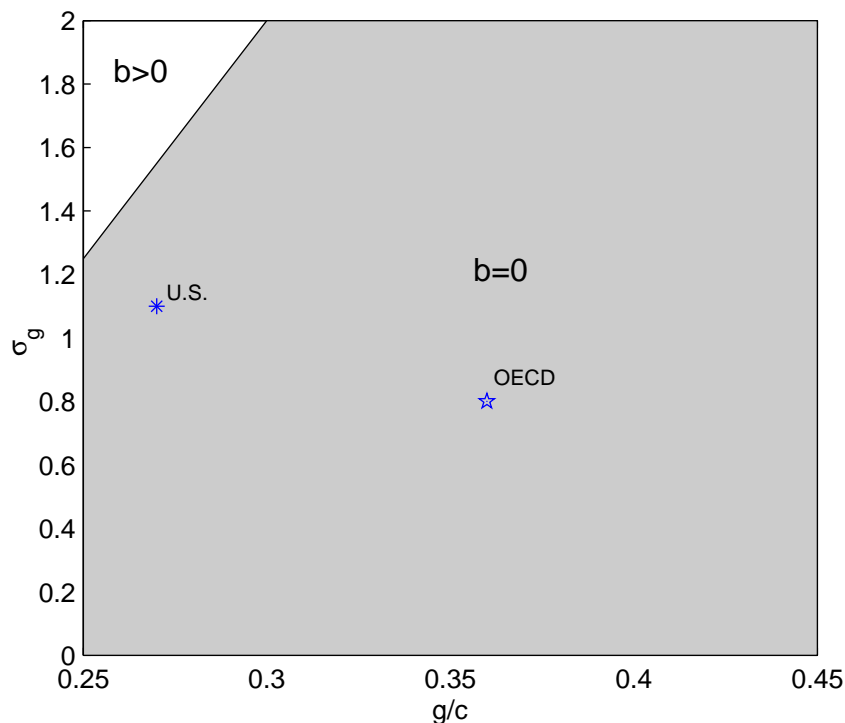
²¹Leisure increases both because of a substitution effect due to more distortionary labor taxation, and because of a wealth effect due to higher private asset holdings.

²²This reasoning provides an explanation for why the model of Krusell et al. (2006) does not display a differentiable equilibrium where debt converges to zero.

²³See for example the recent works of Battaglini and Coate (2008) and Azzimonti-Renzo (2011).

is large enough to include the average observations over the past 10 years for all the G7 economies.²⁴ Figure 2 shows that debt usually, but not always, converges to zero.

Figure 2: Stability properties under alternative calibrations



Note: The shaded area indicates calibrations where the steady-state with zero debt is stable. The white area indicates calibrations where the steady-state with a positive debt level is stable – such steady-states correspond to the cases with $C_b = 0$. For any value of σ_g (vertical axis), the parameters ϕ_c and ϕ_g are adjusted so that in the first-best equilibrium leisure is set at $2/3$ of total hours, and the ratio g/c (horizontal axis) matches the corresponding target. The parameters σ_c and σ_x are kept constant at their baseline values.

²⁴The lower bound is .27 (U.S.), while the upper bound is .41 (France). The OECD average is .36.

Debt converges to a positive level for calibrations where the ratio g/c is small enough and σ_g is large enough, so that government expenditure is relative unresponsive to changes in debt. Such possibilities still accord with the message that lack of commitment *per se* does not necessarily lead to debt accumulation. The highest value of steady-state debt found in those calibrations corresponds to 20% of GDP. For initial conditions above that level – which correspond to the situation of most developed economies – our model suggests that debt should be reduced over time and converge to that steady-state. More importantly, the figure shows that debt converges to zero for the relevant empirical estimates and for the calibrations used in many theoretical studies in the political economy literature.

5 Loose commitment

Because the evolution of debt is dramatically different with full and no-commitment, we analyze an intermediate *loose commitment* setting. We consider that governments have the ability to commit, but policy plans are reneged on under some exogenous circumstances such as wars, political pressures, etc. *Loose commitment* is introduced into the basic model following the methodology developed in Debortoli and Nunes (2010).²⁵

For simplicity, the ability to commit is driven by an exogenous shock $s_t \in \{0, 1\}$. At any point in time t , with probability π the previously announced plans are fulfilled ($s_t = 1$), while with probability $1 - \pi$ plans are revised ($s_t = 0$). The policymaker's problem becomes

$$V(b_{-1}) = \max_{\{c_t, g_t, b_t\}_{t=0}^{\infty}} \sum_{t=0}^{\infty} (\beta\pi)^t \{u(c_t, 1 - c_t - g_t, g_t) + \beta(1 - \pi)V(b_t)\}, \quad (23)$$

$$s.t. : c_t u_{c,t} + \beta\pi u_{c,t+1} b_t + \beta(1 - \pi) u_c(\mathcal{C}(b_t)) b_t = (c_t + g_t) u_{x,t} + b_{t-1} u_{c,t}. \quad (24)$$

The objective function (23) contains two parts. The first term in the summation

²⁵An earlier application of these limited commitment settings can be found in Roberds (1987). Schaumburg and Tambalotti (2007) developed a similar methodology than can be applied only to linear-quadratic problems. The formulation in Debortoli and Nunes (2010) applies to a general class of models including the current one. The proofs and derivations presented there apply here and are omitted for brevity.

refers to the plan currently made by the planner. The possibility of future reoptimizations decreases the discount rate to $\beta\pi$. The second term reflects that, at any point in time, a new plan will be made with probability $1 - \pi$ yielding the value $V(b_t)$. Equation (24) is obtained by expanding the term $\beta u_{c,t+1}$. With probability π , promises are kept. With probability $1 - \pi$, promises will be disregarded and new policies $\mathcal{C}(b_t)$ will be implemented. The optimality conditions to this problem are given by (8), (9), (24) and the generalized Euler equation

$$(1 - \pi) \gamma_{t+1}^R u_{c,t+1}^R - \gamma_t (1 - \pi) [u_{c,t+1}^R + u_{cc,t+1}^R \mathcal{C}_{b,t+1} b_t] - \gamma_t \pi u_{c,t+1} + \gamma_{t+1} \pi u_{c,t+1} = 0, \quad (25)$$

where the superscript R denotes allocations implemented when previous promises are reneged on and plans are reoptimized ($s_t = 0$).

Steady-state properties

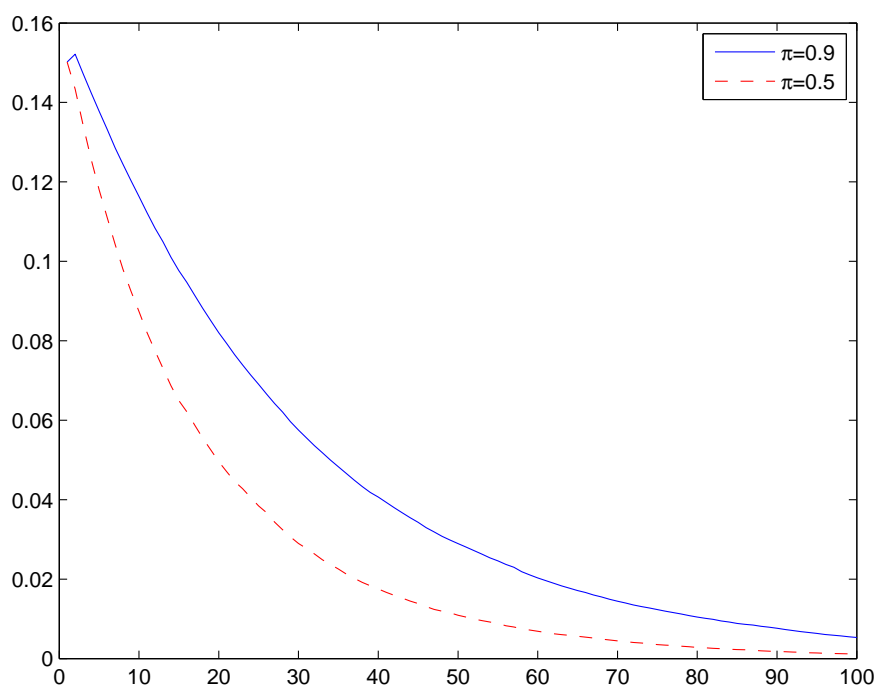
As long as a small deviation from full-commitment is present ($\pi = 1 - \varepsilon$, $\varepsilon > 0$), equation (25) evaluated in steady-state becomes indistinguishable from equation (15). It then follows that under *loose commitment* there can only be three types of steady-states. This result shows that the indeterminacy of debt illustrated by Lucas and Stokey (1983) is not robust to small deviations from the full-commitment assumption, and the characterization under no-commitment described in this paper is the relevant one.

Transition dynamics

For the utility function considered in section 3.1 it is possible to characterize analytically the transition dynamics. Noticing that γ is constant and equals $\phi_g - 1$, the generalized Euler equation (25) collapses into equation (19). Moreover, in periods where promises are reneged on ($s_t = 0$), eq. (9) is equivalent to eq. (18) and fully characterizes the function $\mathcal{C}(b)$. As explained in section 3.1, it then follows that $\mathcal{C}_b \neq 0$ and that $b_t = 0$ from period $t = 0$ onwards.

The planner with full-commitment could support and was indifferent between different levels of debt. The prospect of reoptimizing led the planner with no-commitment to hold zero debt in order not to distort its optimal decisions. With loose commitment, the prospects of reoptimizing are present as long as commitment

Figure 3: Loose commitment: time pattern of debt



Note: The figure plots the evolution of debt over time, for values of the parameter $\pi = .9$ (solid line) and $\pi = .5$ (dashed line). Averages across simulations of the histories of the shock $\{s_t\}_{t=0}^{\infty}$ are reported. The initial condition is $b = .15$ (roughly 50% of GDP).

is not perfect, and therefore the planner chooses zero debt for next period. In that way, tomorrow's decisions will not be distorted regardless of whether a reoptimization occurs or not. This result shows that a small deviation from full-commitment, i.e. $\pi = 1 - \varepsilon$, $\varepsilon > 0$ makes this economy to behave indistinguishably from an economy with no-commitment.

Finally, Figure 3 plots the evolution of average debt under several degrees of commitment for the utility function considered in section 4. Even a relatively small departure from the full-commitment assumption makes the economy to behave very similarly to the no-commitment case. If at period $t = 0$ the government holds debt, it accumulates surpluses, until the level of zero debt is reached. These numerical exercises confirm that the dependency of steady-state debt on the initial conditions is not robust to small deviations from full-commitment.

6 Concluding Remarks

In the aftermath of the Great Recession, public debt increased and large efforts have been laid out to make plans committing to debt reduction. Such plans and their need have been widely discussed across the world and more specifically in the three largest economies – Euro Area, U.S., and Japan.

Our analysis shows that lack of commitment *per se* is not likely to lead to excessive debt accumulation. Governments without commitment may instead realize that debt distorts their decisions – or might do so with a small probability in the future – and that therefore debt should be optimally reduced. Our results also suggest that debt is more likely to be reduced in economies where public expenditure is a high portion of GDP and where governments are more willing to cut public expenditure.

Our model purposefully assumes an ideal world where governments are benevolent and never disagree. Models with political disagreement and lack of commitment can explain debt accumulation. This paper does not claim any shortcoming of such approaches, nor does it claim that commitment never matters for debt reduction plans. Commitment may well be the solution to political disagreement, intergenerational conflicts, and other akin problems. Giving more prominence to the studies

in these areas and specially including them in the current political debate seems of first order importance and urgency.

References

- Aiyagari, R., Marcet, A., Sargent, T. J., Seppala, J., 2002. Optimal taxation without state-contingent debt. *Journal of Political Economy* 110, 1220–1254.
- Alesina, A., Tabellini, G., 1990. A positive theory of fiscal deficits and government debt. *Review of Economic Studies* 57 (3), 403–14.
- Amano, R. A., Wirjanto, T. S., November 1997. Intratemporal substitution and government spending. *Review of Economic and Statistics* 79 (4), 605 – 609.
- Azzimonti-Renzo, M., 2011. Barriers to investment in polarized societies. *American Economic Review* 101 (5), 2182–2204.
- Barro, R. J., 1979. On the determination of the public debt. *Journal of Political Economy* 87, 940–71.
- Barro, R. J., Gordon, D. B., 1983. A positive theory of monetary policy in a natural rate model. *Journal of Political Economy* 91 (4), 589–610.
- Battaglini, M., Coate, S., 2008. A dynamic theory of public spending, taxation and debt. *American Economic Review* 98 (1), 201–236.
- Debortoli, D., Nunes, R., 2010. Fiscal policy under loose commitment. *Journal of Economic Theory* 145 (3), 1005–1032.
- Diaz-Gimenez, J., Giovannetti, G., Marimon, R., Teles, P., 2008. Nominal debt as a burden to monetary policy. *Review of Economic Dynamics* 11(3), 493–514.
- Dominguez, B., 2007. Public debt and optimal taxes without commitment. *Journal of Economic Theory* 135 (1), 159–170.
- Ellison, M., Rankin, N., 2007. Optimal monetary policy when lump-sum taxes are unavailable: A reconsideration of the outcomes under commitment and discretion. *Journal of Economic Dynamics and Control* 31, 219–243.

- Faraglia, E., Marcet, A., Scott, A., 2010. In search of a theory of debt management. *Journal of Monetary Economics* 57 (7), 821–836.
- Hassler, J., Mora, J., Storesletten, K., Zilibotti, F., 2003. The survival of the welfare state. *American Economic Review* 93 (1), 87–112.
- Judd, K. L., 1992. Projection methods for solving aggregate growth models. *Journal of Economic Theory* 58 (2), 410–452.
- Judd, K. L., 2004. Existence, uniqueness, and computational theory for time consistent equilibria: A hyperbolic discounting example. Stanford University. Manuscript.
- Klein, P., Krusell, P., Ríos-Rull, J.-V., 2005. Time consistent public policy. *Review of Economic Studies* 75, 789–808.
- Krusell, P., Martin, F., Rios-Rull, J.-V., 2006. Time-consistent debt. Manuscript.
- Krusell, P., Quadrini, V., Rios-Rull, J.-V., 1997. Politico-economic equilibrium and economic growth. *Journal of Economic Dynamics and Control* 21 (1), 243–272.
- Kydland, F. E., Prescott, E. C., 1977. Rules rather than discretion: The inconsistency of optimal plans. *Journal of Political Economy* 85 (3), 473–91.
- Ljungqvist, L., Sargent, T. J., January 2004. *Recursive Macroeconomic Theory*, 2nd Edition. Vol. 1 of MIT Press Books. The MIT Press.
- Lucas, R. E., Stokey, N. L., 1983. Optimal fiscal and monetary policy in an economy without capital. *Journal of Monetary Economics* 12 (1), 55–93.
- Martin, F., 2009. A positive theory of government debt. *Review of Economic Dynamics* 12 (4), 608–631.
- Nicolini, J. P., 1998. More on the time consistency of monetary policy. *Journal of Monetary Economics* 41, 333–350.

- Nieh, C.-C., Ho, T., 2006. Does the expansionary government spending crowd out the private consumption? Cointegration analysis in panel data. *The Quarterly Review of Economics and Finance* 46, 133–148.
- Niepelt, D., 2006. Relative asset holdings as a commitment device. Manuscript.
- Ortigueira, S., 2006. Markov-perfect taxation. *Review of Economic Dynamics* 9, 153–178.
- Ortigueira, S., Pereira, J., 2008. Markov-perfect optimal fiscal policy: The case of unbalanced budgets. Manuscript.
- Persson, M., Persson, T., Svensson, L., 2006. Time consistency of fiscal and monetary policy: a solution. *Econometrica* 74, 193–212.
- Persson, T., Svensson, L. E. O., 1989. Why a stubborn conservative would run a deficit: Policy with time-inconsistent preferences. *The Quarterly Journal of Economics* 104 (2), 325–45.
- Reis, C., 2008. Taxation without commitment. Manuscript.
- Roberds, W., 1987. Models of policy under stochastic replanning. *International Economic Review* 28 (3), 731–755.
- Rogers, C., 1989. Debt restructuring with a public good. *Scandinavian Journal of Economics* 91, 117–130.
- Schaumburg, E., Tambalotti, A., 2007. An investigation of the gains from commitment in monetary policy. *Journal of Monetary Economics* 54, 302–324.
- Song, Z., Storesletten, K., Zilibotti, F., 2006. Rotten parents and disciplined children: A politico-economic theory of public expenditure and debt. Manuscript.
- Yared, P., 2010. Politicians, taxes and debt. *Review of Economic Studies* 77 (2), 806–840.

Appendix:

A Data and calibration

Table A-1: Debt in the OECD countries in 2006

	gross	net		gross	net
Australia	15.0	-2.8	Korea	27.9	-30.2
Austria	69.1	41.8	Luxembourg	6.6	.
Belgium	91.2	76.8	Netherlands	59.4	33.7
Canada	68.0	27.6	New Zealand	29.8	-3.5
Czech Republic	39.3	2.8	Norway	48.1	-149.3
Denmark	39.7	6.9	Poland	51.7	16.6
Finland	48.2	-60.6	Portugal	74.3	46.6
France	75.3	43.0	Slovak Republic	38.4	-11.7
Germany	71.3	51.9	Spain	46.8	26.7
Greece	120.6	86.9	Sweden	56.0	-15.0
Hungary	68.8	43.9	Switzerland	54.2	21.0
Iceland	24.5	8.5	United Kingdom	47.9	41.7
Ireland	32.5	4.9	United States	60.9	42.8
Italy	120.8	95.4	Euro Area	76.8	51.3
Japan	176.2	89.5	Total OECD	76.9	44.4

Note: The table displays the general government financial liabilities as percent of nominal GDP. The source is the OECD Economic Outlook.

B The no-commitment case with non-separable utility

This section shows that a steady-state with zero debt exists even when the utility function is non-separable. The first-order condition with respect to debt becomes

$$\gamma_t [(u_{cc,t+1}\mathcal{C}_{b,t} + u_{cg,t+1}\mathcal{G}_{b,t} + u_{cx,t+1}\mathcal{X}_{b,t})b_t + u_{c,t+1}] = u_{c,t+1}\gamma_{t+1}, \quad (\text{B-0.1})$$

where $\mathcal{C}_{b,t}$, $\mathcal{G}_{b,t}$, and $\mathcal{X}_{b,t}$ denote respectively the derivatives of the policy functions of private consumption, public consumption, and leisure with respect to debt. The

previous equation implies that in a steady-steady

$$\gamma(u_{cc}\mathcal{C}_b + u_{cg}\mathcal{G}_b + u_{cx}\mathcal{X}_b)b = 0. \quad (\text{B-0.2})$$

There are then three possible steady-states. First, the undistorted equilibrium ($\gamma = 0$). Second, the level of debt is zero ($b = 0$). Third, the steady-state where the equality $u_{cc}\mathcal{C}_b + u_{cg}\mathcal{G}_b + u_{cx}\mathcal{X}_b = 0$ holds. Therefore, a steady-state with $b = 0$ exists even with a more generic utility function. As discussed in the main text, the stability properties of the three classes of steady-states depend on the relative weight of public and private consumption and leisure in the utility function and on its curvature.

C Particular case with an analytical solution

In this section we provide more detailed derivations of the equilibrium conditions for the particular case analyzed in section 3.1.

C.1 Existence of an interior time-consistent equilibrium

The purpose of this subsection is to show that if the conditions

$$\phi_g > 1 \quad (\text{C-1.1})$$

$$0 < \sigma < \frac{\phi_g}{\phi_g - 1} \quad (\text{C-1.2})$$

$$\phi_c < \left(1 - \sigma \frac{\phi_g - 1}{\phi_g}\right)^{\sigma-1} \quad (\text{C-1.3})$$

are satisfied, there exists an interval (\underline{b}, \bar{b}) containing $b = 0$ such that an interior and differentiable time-consistent equilibrium exists.

The consumption policy function $\mathcal{C}(b_{t-1})$ is implicitly defined by eq. (18). At the point where $b = 0$ we have

$$\mathcal{C}(0) = \left[\phi_c \left(1 - \sigma \frac{\phi_g - 1}{\phi_g}\right) \right]^{\frac{1}{\sigma}} > 0, \quad (\text{C-1.4})$$

where the inequality follows directly from conditions (C-1.1) and (C-1.2). Also, consider the corresponding policy functions $\mathcal{X}(b_{t-1})$ and $\mathcal{G}(b_{t-1})$, which can be obtained using the feasibility and implementability constraints. It is easy to verify that given (C-1.3)

$$\mathcal{X}(0) = 1 - \phi_c \mathcal{C}(0)^{1-\sigma} > 0 \quad (\text{C-1.5})$$

$$\mathcal{G}(0) = \mathcal{C}(0)(\phi_c \mathcal{C}(0)^{-\sigma} - 1) > 0. \quad (\text{C-1.6})$$

Thus, the conjectured solution is interior at $b = 0$. By continuity of $\mathcal{C}(\cdot)$, it follows that there exist two real numbers $\epsilon_1 > 0$ and $\epsilon_2 > 0$ such that $\forall b_{t-1} \in (-\epsilon_1, \epsilon_2)$, $\mathcal{C}(b_{t-1}) > 0$, $\mathcal{G}(b_{t-1}) > 0$, $\mathcal{X}(b_{t-1}) > 0$, and all equilibrium conditions are satisfied. Differentiability of the policy function $\mathcal{C}(\cdot)$ is guaranteed by condition (20). Finally, we can denote with $\underline{b} < 0 < \bar{b}$ the largest interval such that an interior and differentiable solution exists. Those bounds are characterized in the following subsection.

C.2 Characterization of the interval (\underline{b}, \bar{b})

As shown in the main text, in an interior equilibrium it must be that $b_t = 0$. Thus conditions (17) and (18) simplify to

$$\phi_c c_t^{-\sigma} (c_t - b_{t-1}) = \frac{\phi_g (\phi_c c_t^{-\sigma} - 1)}{\sigma (\phi_g - 1)} c_t \quad (\text{C-2.1})$$

$$\phi_c c_t^{-\sigma} (c_t - b_{t-1}) = 1 - x_t. \quad (\text{C-2.2})$$

From these conditions it follows that the solution will be interior as long as $0 < c_t < 1$ and the marginal utility of consumption satisfies

$$\frac{\sigma (\phi_g - 1)}{\phi_g} + 1 < \phi_c c_t^{-\sigma} < \frac{\sigma (\phi_g - 1)}{\phi_g} \frac{1}{c_t} + 1. \quad (\text{C-2.3})$$

The marginal utility of consumption would hit the lower bound when the constraint $g > 0$ is binding, and the upper bound when the constraint $x > 0$ is binding.

The lower bound \underline{b}

Using condition (C-2.3), constraint $x > 0$ becomes binding at a level of debt b^x such that

$$\phi_c \mathcal{C}(b^x)^{-\sigma} = \frac{\sigma(\phi_g - 1)}{\phi_g} \frac{1}{\mathcal{C}(b^x)} + 1, \quad (\text{C-2.4})$$

or equivalently

$$\phi_c \mathcal{C}(b^x)^{1-\sigma} - \mathcal{C}(b^x) = \frac{\sigma(\phi_g - 1)}{\phi_g}. \quad (\text{C-2.5})$$

We claim that $b^x < 0$, and prove this result by contradiction.

Assume that $b^x \geq 0$ and consider the function $f(b) \equiv \phi_c \mathcal{C}(b)^{1-\sigma} - \mathcal{C}(b)$, with partial derivative

$$\frac{\partial f}{\partial b} = \mathcal{C}_b \left[(1 - \sigma) \phi_c \mathcal{C}(b)^{-\sigma} - 1 \right]. \quad (\text{C-2.6})$$

Such a derivative is clearly negative for $\sigma \geq 1$. To determine its sign when $\sigma < 1$ we can evaluate the derivative at $b = 0$. Recalling that $\phi_c \mathcal{C}(0)^{-\sigma} = \left(1 - \sigma \frac{\phi_g - 1}{\phi_g}\right)^{-1}$ we get

$$\frac{\partial f}{\partial b} \Big|_{b=0} = \mathcal{C}_b(0) \left[(1 - \sigma) \left(1 - \sigma \frac{\phi_g - 1}{\phi_g}\right)^{-1} - 1 \right] < 0. \quad (\text{C-2.7})$$

Because $\mathcal{C}_b > 0$, it follows from equation (C-2.6) that $\frac{\partial f}{\partial b}$ remains negative for all $b > 0$. So the function $f(b)$ is strictly decreasing in b , $\forall b$. Since the constraint $x > 0$ is not binding when $b = 0$, it must also be that $f(0) < \frac{\sigma(\phi_g - 1)}{\phi_g}$. Because $f(b)$ is strictly decreasing in b , there cannot exist a positive debt level satisfying eq. (C-2.5), which contradicts our assumption that $b^x > 0$. Thus $b^x < 0$.

Finally, given that consumption is strictly increasing in debt, we must have $\mathcal{C}(b^x) < \mathcal{C}(0) < 1$. It must also be that $\mathcal{C}(b^x) > 0$, otherwise there must be a $b \in (b^x, 0)$ such that the constraint $g > 0$ becomes binding, but this is not possible, as explained below.

The lower bound of our domain $\underline{b} \equiv b^x$ is thus at a level of debt such that the constraint $x > 0$ becomes binding.

The upper bound \bar{b}

The constraint $g > 0$ becomes binding at a level of debt b^g such that

$$\mathcal{C}(b^g) = \left[\phi_c \frac{\phi_g}{\sigma(\phi_g - 1) + \phi_g} \right]^{\frac{1}{\sigma}}, \quad (\text{C-2.8})$$

which substituted into (C-2.1) gives

$$b^g = \frac{\sigma(\phi_g - 1)}{\sigma(\phi_g - 1) + \phi_g} \left[\phi_c \frac{\phi_g}{\sigma(\phi_g - 1) + \phi_g} \right]^{\frac{1}{\sigma}} > 0. \quad (\text{C-2.9})$$

Given that consumption is strictly increasing in debt, we must have $0 < \mathcal{C}(0) < \mathcal{C}(b^g)$. Also, it must be that $\mathcal{C}(b^g) < 1$, otherwise there must exist a $0 < b \leq b^g$ such that the constraint $x > 0$ becomes binding. But this is not possible as shown above. It must then be that the upperbound $\bar{b} = b^g$. In other words, the solution is interior as long as the government does not hold so much debt that it chooses not to provide public expenditure.

C.3 Characterization of the policy functions

We can characterize the behavior of leisure and government expenditure. The optimality conditions (17)-(19) imply that

$$\mathcal{X}(b) = 1 - \frac{\phi_g}{\sigma(\phi_g - 1)} (\phi_c \mathcal{C}(b)^{1-\sigma} - \mathcal{C}(b)) \quad (\text{C-3.1})$$

$$\mathcal{G}(b) = \frac{\phi_g}{\sigma(\phi_g - 1)} \mathcal{C}(b)^{1-\sigma} - \left(1 + \frac{\phi_g}{\sigma(\phi_g - 1)} \right) \mathcal{C}(b), \quad (\text{C-3.2})$$

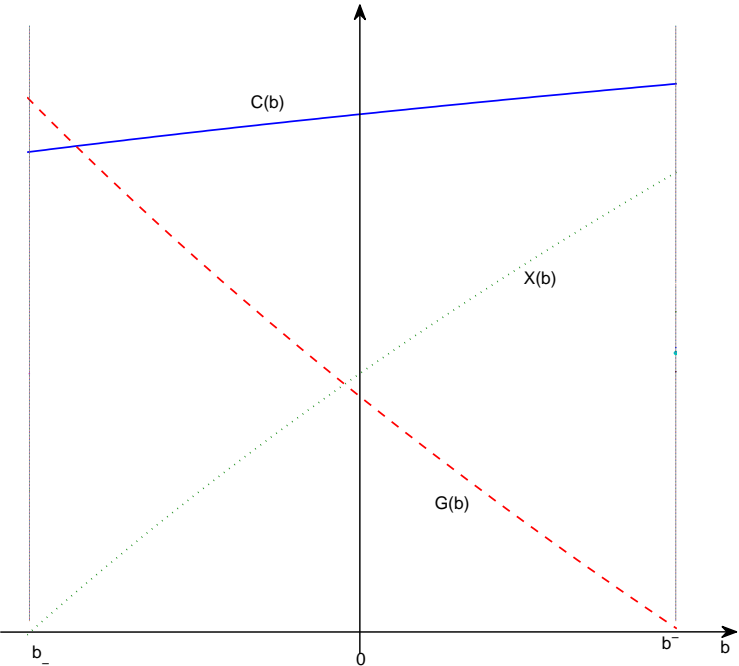
and

$$\mathcal{X}_b = -\frac{\phi_g}{\sigma(\phi_g - 1)} \mathcal{C}_b [(1 - \sigma)\phi_c \mathcal{C}(b)^{-\sigma} - 1] \quad (\text{C-3.3})$$

$$\mathcal{G}_b = \mathcal{C}_b \left[(1 - \sigma) \frac{\phi_g}{\sigma(\phi_g - 1)} \phi_c \mathcal{C}(b)^{-\sigma} - \left(1 + \frac{\phi_g}{\sigma(\phi_g - 1)} \right) \right]. \quad (\text{C-3.4})$$

It follows from our previous considerations that $\forall b \geq 0$, $[(1 - \sigma)\phi_c \mathcal{C}(b)^{-\sigma} - 1] < 0$ and thus when debt is positive $\mathcal{X}_b > 0$ and $\mathcal{G}_b < 0$. A qualitative description of the policy function is provided in Figure 4.

Figure 4: Policy Functions under No-Commitment



C.4 First-best solution

The first best solution can be analyzed in a static form

$$\begin{aligned} \max \quad & \phi_c \frac{c^{1-\sigma}}{1-\sigma} + x + \phi_g g \\ \text{s.t.} \quad & 1 - x = c + g \\ & x \geq 0, \quad g \geq 0. \end{aligned}$$

At an optimum, it must be that

$$\phi_c c^{-\sigma} = \max\{1, \phi_g\}. \quad (\text{C-4.1})$$

Since $\phi_g > 1$ – otherwise the public good is not provided – the solution is given by $x^* = 0$, $c^* = \left(\frac{\phi_c}{\phi_g}\right)^{\frac{1}{\sigma}}$ and $g^* = 1 - c^*$.²⁶

C.5 Full-commitment solution

In an interior equilibrium the allocations must satisfy the feasibility constraint (1), the implementability condition (7), and the optimality conditions (8)-(10). Rearranging these equations one obtains:

$$\phi_c c_t^{-\sigma} (c_t - b_{t-1}) = c_t + g_t - \beta \phi_c c_{t+1}^{-\sigma} b_t \quad (\text{C-5.1})$$

$$\phi_c c_0^{-\sigma} (c_0 - b_{-1}) = \frac{\phi_g}{\sigma(\phi_g - 1)} (\phi_c c_0^{-\sigma} - 1) c_0 \quad (\text{C-5.2})$$

$$\phi_c c_t^{-\sigma} \left(1 - \frac{\sigma(\phi_g - 1)}{\phi_g}\right) = 1, \quad \forall t \geq 1 \quad (\text{C-5.3})$$

$$\gamma_t = \gamma_{t+1}, \quad (\text{C-5.4})$$

where we have already used the feasibility constraint to substitute for x_t and the condition $\gamma_t = \phi_g - 1$ as implied by eq. (8). The levels of consumption c_0 and c_t are determined by eqs. (C-5.2) and (C-5.3). Such values can be supported by several levels of leisure and public consumption at different points in time.

²⁶For the inequality ($g > 0$) to be satisfied, we also need that $c < 1$, or equivalently $\phi_c < \phi_g$. The latter condition is always satisfied when the restriction (C-1.3) holds.

The indeterminacy between initial allocations ($t = 0$) and allocations at any future date ($t \geq 1$) can be illustrated as follows.²⁷ Solving forward the implementability constraint (C-5.1) one obtains

$$(\phi_c c_0^{-\sigma} - 1) c_0 + \frac{\beta}{1 - \beta} (\phi_c c^{-\sigma} - 1) c = \left(g_0 + \frac{\beta}{1 - \beta} g \right) + b_{-1} \phi_c c_0^{-\sigma}, \quad (\text{C-5.5})$$

where b_{-1} is given and c_0 and c are set at their optimal levels. Clearly several combinations of g_0 and g can satisfy this equation. The steady-state level of debt is given by

$$b = \frac{1}{\beta} \left[(c_0 + g_0) \frac{1}{\phi_c c^{-\sigma}} + \frac{c_0^{-\sigma}}{c^{-\sigma}} (b_{-1} - c_0) \right] \quad (\text{C-5.6})$$

and since g_0 is not determined neither is b .

It is easy to verify that all the solutions yield the same utility level. Totally differentiating the implementability and feasibility constraints, one obtains $\Delta g_0 = -\beta/(1 - \beta)\Delta g$, $\Delta x_0 = -\Delta g_0$, and $\Delta x = -\Delta g$. Thus, differentiating life-time utility we get

$$\Delta V = \Delta x_0 + \phi_g \Delta g_0 + \frac{\beta}{1 - \beta} (\Delta x + \phi_g \Delta g) = 0. \quad (\text{C-5.7})$$

The existence of an interior equilibrium for $b_{-1} \in (\underline{b}, \bar{b})$ can be proved as follows. First, notice that one of the solutions under full-commitment coincides with the time-consistent solution derived in section 3.1. Indeed, equation (C-5.2) and (13) coincide, and equation (C-5.3) is satisfied for $c_t = \mathcal{C}(0)$. Thus c_0 and c_t are the same as in a time-consistent equilibrium, and thus the allocation $g_0 = \mathcal{G}(b_{-1})$ and $g_t = \mathcal{G}(0)$, $b_t = 0 \ \forall t \geq 1$ must satisfy the feasibility and the implementability constraint, and give an interior solution. It then follows that an interior solution must exist for $b_{-1} \in (\underline{b}, \bar{b})$ also under full-commitment.

²⁷The allocations are assumed to be equal from $t \geq 1$ onwards, thus we are referring to steady-state allocations for expositional simplicity and without loss of generality. With similar arguments one can also show the indeterminacy between allocations at future dates.

D Numerical algorithm

No-commitment

For the reasons presented in the text, the policy functions are not linear and depend on the bond position. Hence, neither local approximations nor linear approximations of the policy function are well suited for the problem at hand. We use global methods where the state-variable (b_{t-1}) is defined over a grid. We solve for the policy functions directly with non-linear functions. We experimented with splines, Chebyshev polynomials, and different approximation orders of those. These techniques are described, for instance, in Judd (1992) and Judd (2004).

The generalized Euler equation poses additional difficulties because the derivative (besides the level) appears in the FOCs. As mentioned in Judd (2004), this issue *per se* may call for the use of global techniques. Define the set of FOCs in a compact form as:

$$F(b_{t-1}, z_t, z_{t+1}, \mathcal{C}(b_t), \mathcal{C}_b(b_t)) = 0, \quad (\text{D-0.1})$$

where z summarizes the set of all control variables, i.e. $z_t \equiv (b_t, c_t, x_t, g_t, \gamma_t, \lambda_t)$. The collocation on first order conditions approximates the policy functions $z_t = \psi(b_{t-1})$ such that for a grid of points b_{t-1}

$$F(b_{t-1}, \psi(b_{t-1}), \psi(\psi^1(b_{t-1})), \mathcal{C}(\psi^1(b_{t-1})), \mathcal{C}_b(\psi^1(b_{t-1}))) = 0, \quad (\text{D-0.2})$$

where ψ^1 is the first element of the policy function, i.e. $b_t = \psi^1(b_{t-1})$.

The solution algorithm can be compactly summarized as follows:

1. Define a grid on the state-variable b_{t-1} , and choose the class and order of the approximation functions ψ . Guess an initial $\psi^2(b_t)$, where ψ^2 is the second element of ψ , i.e. $c_{t+1} = \psi^2(b_t)$.
2. Update the function $\mathcal{C} = \psi^2(b_t)$ and $\mathcal{C}_b = \partial \psi^2(b_t) / \partial b_t$.
3. For a fixed \mathcal{C} and \mathcal{C}_b , solve for the functions ψ such that equation (D-0.2) holds.
4. Check convergence of the function \mathcal{C} (and \mathcal{C}_b). If convergence is not achieved, go back to step 2.

We also use another algorithm that uses the same principles but is more convenient. Note that since $\mathcal{C} = \psi^2(b_t)$ and $\mathcal{C}_b = \partial\psi^2(b_t)/\partial b_t$, equation (D-0.2) can be compactly written as

$$F(b_{t-1}, \psi(b_{t-1}), \psi(\psi^1(b_{t-1})), \psi^2(\psi^1(b_{t-1})), \partial\psi^2(b_t)/\partial b) = 0. \quad (\text{D-0.3})$$

Therefore, the numerical procedure can directly search for the approximating functions ψ and there is no need to fix the function \mathcal{C} . In this way, the iterative procedure is incorporated inside the root finding numerical procedure. Both types of algorithms yield the same solution.

Well suited algorithms are also described in Klein et al. (2005). Earlier numerical implementations of these algorithms can be found in Krusell, Quadrini, and Rios-Rull (1997). Hassler, Mora, Storesletten, and Zilibotti (2003) provide analytical solutions.

Loose commitment

Global methods are specifically appropriate for this case. For the solution to be accurate, one needs to perform a good approximation of the policy functions both when promises are and are not fulfilled ($s_t = 1$ and $s_t = 0$). These two events and the corresponding policy functions are not necessarily similar. This issue raises the challenge of finding an appropriate value around which to approximate the solution, thus increasing the suitability of global methods.

We use the method described in Debortoli and Nunes (2010). There is no need to approximate separate policy functions for the cases in which promises are and are not kept. Using their results, the set of control variables in case promises are honored can be approximated as $z_t = \psi(b_{t-1}, \gamma_{t-1})$. The variables in case a default occurs correspond to $z_t^R = \psi(b_{t-1}, \gamma_{t-1} = 0)$. The policy functions \mathcal{C} and its derivative correspond to default states and are approximated with the corresponding element of $z_t^R = \psi(b_{t-1}, \gamma_{t-1} = 0)$. The overall algorithm is then very similar to the one described for the time-consistent solution.